

Proposed Syllabus and Structure

For

B.Sc. with Botany

Pt. Ravishankar Shukla University,

Raipur

B.Sc.- I (BOTANY) PAPER-I

BACTERIA, VIRUSES, FUNGI, LICHENS AND ALGAE

UNIT-I

VIRUSES: General characteristics, types of viruses based on structure and genetic material. Multiplication of viruses (General account), Lytic and Lysogenic cycle. Economic importance. Structure and multiplication of Bacteriophages. General account of Viroids, Virusoids, Prions, and Cyanophages. Mycorrhiza-Types and Significance.

UNIT –II

BACTERIA: General characteristics and classification (on the basis of morphology), fine structure of bacterial cell, Gram positive and Gram negative bacteria, mode of nutrition and reproduction vegetative, asexual and recombination (Conjugation, transformation and transduction), Economic importance. Microbial Biotechnology, *Rhizobium*, *Azotobacter*, *Anabena*.

UNIT-III

FUNGI: General account of habit and habitat, structure (range of thallus organization), cell wall composition, nutrition and reproduction in fungi. Heterothallism and Parasexuality. Outlines of classification of fungi. Economic importance of fungi. Life cycles of *Saprolegnia*, *Albugo*, *Aspergillus*, *Peziza*, *Agaricus*, *Ustilago*, *Puccinia*, *Alternaria* and *Cercospora*. VAM Fungi

UNIT-IV

ALGAE: Algae: General characters, range of thallus organization, Gaidukov phenomenon, reproduction, life cycle patterns and economic importance. Classification, Systematic position, occurrence, structure and life cycle of following genera : *Nostoc*, *Gloeocapsa*, *Volvox*, *Oedogonium*, *Vaucheria*, *Chara*, *Ectocarpus*, *Polysiphonia*.

UNIT –V

Lichens- General account, types, structure, nutrition, reproduction and economic importance. Mycoplasma: Structure and importance. Blue Green Algae (BGA) in nitrogen economy of soil and reclamation of Ushar land. Mushroom Biotechnology

Books Recommended:

Dubey R.C. and Maheshwari D.K. *A text book of Microbiology*, S. Chand Publishing, New Delhi

Presscott, L. Harley, J. and Klein, D. *Microbiology*, 7th edition, Tata Mc Graw-Hill Co. New Delhi.

Sharma P.D., *Microbiology and Plant pathology*, Rastogi Publication. New Delhi.

Alexopolous, C.J. Mims, C.W. and Blackwell, MM. *Introduction to Mycology*, John Wiley & Sons.

Dubey H.C. *An Introduction to Fungi*, Vikas Publishing, New Delhi

Mehrotra R.S. & Agrawal A., *Plant Pathology*, Tata McGraw, New Delhi

Sharma P.D. *Plant Pathology*, Rastogi Publishers, Meeruth.

Sristava, H.N. *Fungi*, Pradeep Publications, Jalandhar

Webster, J. & Weber, R. *Introduction to Fungi*, Cambridge University Press, Cambridge

Kumar H.D. *Introduction to phycology*, Aff. East-west Press, New Delhi


Lee RE, *Phycology*, Cambridge University Press U.K.

Srivastava, H.N., *Algae*, Pradeep Publications, Jalandhar

Pandey S.K. Quick *Concept of Botany*, Lambert Academic publishing, Germany

Pandey S.N., Mishra S.P. & Trivedi P.S. *A Text Book of Botany* (Vol.-I), Vikas Publishing, New Delhi

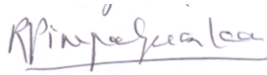
Singh, Pandey and Jain, *A Text book of Botany*, Rastogi Publication, Meerut.



(Dr. J.N. Verma)

Proff. & Head

Govt. D.B. Girls PG College
Raipur, (C.G.)



(Dr. Rekha Pimpalgaonkar)

Proff. & Head

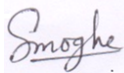
Govt. N PG Science College
Raipur, (C.G.)



(Dr.Ranjana Shrivastava)


Proff. & Head

Govt. VYTPG Science College
Raipur, (C.G.)



(Mrs. Sanchal Moghe)

Govt. Bilasa Girls College, Bilaspur



(Mr. Shivakant Mishra)

(Mr Sudheer Tiwari)

B.Sc.-I (BOTANY) PAPER –II
(BRYOPHYTES, PTERIDOPHYTES, GYMNOSPERMS AND
PALAEOBOTANY)

UNIT –I

BRYOPHYTA: General characteristics, affinities, range of thallus organization, general classification and economic & ecological importance, Systematic position, occurrence, morphology anatomy and reproductive structure in *Riccia*, *Marchantia*, *Pellia*, *Anthoceros*, *Funaria*. Vegetative reproduction in Bryophytes, Evolution of sporophytes.

UNIT-II

PTERIDOPHYTES: General characteristics, affinities, economic importance and classification, Heterospory and seed habit, stellar system in Pteridophytes, Aposory and apogamy, Telome theory, *Azolla* as Biofertilizer.

UNIT-III

Systematic position, occurrence. Morphology, anatomy and reproductive structure of *Psilotum*, *Lycopodium*, *selaginella*, *Equisetum*, *Marsilea*.

UNIT-IV

Gymnosperm: General characteristics, affinities, economic importance and classification, Morphology, anatomy and reproduction in *Cycas*, *Pinus* and *Ephedra*.

UNIT-V

PALAEOBOTANY: Geological time scale, types of fossils and fossilization, Rhynia, study of some fossil gymnosperms. *Lygenopteris*

Books Recommended:

Parihar, N.S. *The Biology and Morphology of Pteridophytes*, Central Book Depot, Allahabad.

Parihar, N.S. *An introduction to Bryophyta Vol.I: Bryophytes* Central Book Depot, Allahabad.

Sambamurty, AVSS, *A textbook of Bryophytes, Pteridophytes, Gymnosperms and Palaeobotany*, IK International Publishers.

Pandey SN, Mishra SP and Trivedi PS *A text Book of Botany (Vol.II)*, Vikas Publishing, New Delhi

Bhatanagar, SP and Moitra, A. *Gymnosperm*, New Age International (P) Ltd., Publishers, New Delhi

Biswas C. and Johri BM, *The Gymnosperms*, Springer-Verlag, Germany.

Srivastava, HN, *Palaeobotany*, Pradeep Publications Jalandhar

Srivastava, HN, Bryophyta, Pradeep Publications Jalandhar

Singh, Pandey and Jain, *A Text Book of Botany*, Rastogi Publication, Meerut

Srivastava, HN, *Fundamentals of Pteridophytes*, Pradeep Publications, Jalandhar

B.Sc. I (BOTANY)

PRACTICAL

Study of external (Morphological) and internal (microscopic/anatomical) features of representative genera given in the theory.


1. Algae: Gloeocapsa, Scytonema, Gloeotrichia, Volvox, Oedogonium, Vaucheria, Chara, Ectocarpus, Sargassum, Batrachospermum
2. Gram staining
3. Fungi: Albugo, Aspergillus, Peziza, Agaricus, Puccinia, Alternaria and Cercospora
4. Bryophyta: Riccia, Marchantia, Pellia, Anthoceros, Sphagnum, Funaria
5. Pteridophyta: Lycopodium, Selaginella, Equisetum, Marsilea.
6. Gymnosperm: Cycas, Pinus, Ephedra.

PRACTICAL SCHEME

TIME: 4 Hrs.

M.M. : 50

1. Algae/Fungi/Gram Staining	10
2. Bryophyta/Pteridophyta	10
3. Gymnosperm	10
4. Spotting	10
5. Viva-Voce	05
6. Sessional	05




(Dr. J.N. Verma)

Proff. & Head

Govt. D.B. Girls PG College

Raipur, (C.G.)



(Dr. Rekha Pimpalgaonkar)

Proff. & Head

Govt. N PG Science College

Raipur, (C.G.)

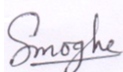


(Dr. Ranjana Shrivastava)


Proff. & Head

Govt. VYTPG Science College

Raipur, (C.G.)



(Mrs. Sanchal Moghe)



(Mr. Shivakant Mishra)

(Mr. Sudheer Tiwari)

Govt. Bilasa Girls College, Bilaspur

B.Sc.–II (BOTANY) PAPER-I

(PLANT TAXONOMY, ECONOMIC BOTANY, PLANT ANATOMY AND EMBRYOLOGY)

UNIT-I

Bentham and Hooker system of classification. Binomial Nomenclature, International Code of Nomenclature for Algae, Fungi, and plants (IUCN), Typification, numerical Taxonomy and chemotaxonomy. Preservation of Plant material and Herbarium techniques. Important botanical gardens and herbaria of India, Kew Botanical garden, England.

UNIT-II

Systematic position, distinguishing characters and economic importance of the following families, Ranunculaceae, Magnoliaceae, Brassicaceae, Rosaceae, Papaveraceae, Caryophyllaceae, Rutaceae, Cucurbitaceae, Apiaceae, Rubiaceae, Apocynaceae, Asclepiadaceae, Solanaceae, Malvaceae, Convolvulaceae, Orchidaceae, Acanthaceae, verbenaceae, Lamiaceae, Asteraceae, Fabaceae, Euphorbiaceae, Poaceae and Liliaceae.

UNIT-III

Economic Botany: Botanical name, family, part used and uses of the following economically important plants, fiber yielding plants; Cotton, jute, sun, hemp, coir. Timber yielding plants: Sal, Teak, Shisham and Pine. Medicinal plants: Kalmegh, Ashwagandha, Ghritkumari, Giloy, Brahmi, sarpgandha, ---of medicinal plants of C.G. Food plants: Pearl millet, Buck of wheat, Sorghum, Soyabean, gram, Ground nut, Sugarcane and Potato. Fruit plants: Pear, Peach, Litchi. Spices: Cinnamon, Turmeric, Ginger, Asafoetida and Cumin. Beverages : Tea, Coffee Rubber Cultivation of important flowers: Chrysanthemum, Dahelia, Biodiesel plants Jatropha, Pongamia Ethnobotany in context of Chhattisgarh.

UNIT-IV

Plant Anatomy: Root and shoot apical meristems theories of root and shoot apex organization, permanent tissues, anatomy of root, stem and leaf of dicot and monocot, secondary growth in root and stem, Anatomical anomalies in the primary structure of stems (Nyctanthes, Boerhaavia, Casuarina), Anamolous secondary growth in Dracaena, Bignonia, Laptadenia.

UNIT-V

Embryology: Flower as a reproductive organ, anther, microsporogenesis, types of ovules, megasporogenesis, development of male and female gametophyte, pollination, mechanisms, self incompatibility, fertilization, endosperm, embryo, polyembryony, apomixes and parthenocarpy.

Books Recommended:

Singh, Pandey, Jain. *Diversity and Systematics of Seed Plants*, Rastogi Publications Merrut

Sharma OP, *Plant Taxonomy*, Tata Mc Graw Hill, New Delhi

Pandey BP, *Taxonomy of Angiosperms*, S. Chand Publishing, New Delhi

Pandey, BP, *Plant Anatomy*, S.Chand Publishing, New Delhi

Pandey, BP, *Economic Botany*, S.Chand Publishing, New Delhi

Bhojwani, SS and Bhatanagar SP, *Embryology of Angiosperm*, Vikas Publication House, New Delhi

Singh, Pandey, Jain, *Embryology of Angiosperms*, Rastogi Publication, Meerut

Sharma, V, Alum, A. *Ethnobotany*, Rastogi Publications, Meerut

Tayal, MS *Plant Anatomy*, Rastogi Publication, Meerut

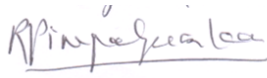


(Dr. J.N. Verma)

Proff. & Head

Govt. D.B. Girls PG College

Raipur, (C.G.)



(Dr. Rekha Pimpalgaonkar)

Proff. & Head

Govt. N PG Science College

Raipur, (C.G.)

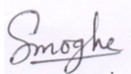


(Dr. Ranjana Shrivastava)

Proff. & Head


Govt. VYTPG Science College

Raipur, (C.G.)



(Mrs. Sanchal Moghe)

Govt. Bilasa Girls College, Bilaspur



(Mr. Shivakant Mishra)

(Mr. Sudheer Tiwari)

B.Sc.-II (BOTANY) PAPER-II
(ECOLOGY AND PLANT PHYSIOLOGY)

UNIT-I

Introduction and scope of ecology, environmental and ecological factors, Soil formation and soil profile, Liebig's law of minimum, Shelford's law of tolerance, morphological and anatomical adaptations in hydrophytes, xerophytes and epiphytes.

UNIT-II

Population and community characteristics, Raunkiaer's life forms, population interactions (e.g. Symbiosis, Amensalism etc.), succession, ecotone and edge effect, ecological niches, ecotypes, keystone species

Concept of ecosystem, trophic levels, flow of energy in ecosystem, food chain and food web, concept of ecological pyramids

Biogeochemical cycles: carbon cycle, nitrogen cycle and phosphorus cycle

UNIT-III

Plant water relations: Diffusion, permeability, osmosis, imbibitions, plasmolysis, osmotic potential and water potential, Types of soil water, water holding capacity, wilting, Absorption of water, theories of Ascent of sap, Mineral nutrition and absorption, Deficiency symptoms, Transpiration, stomatal movement, significance of transpiration, Factors affecting transpiration, guttation.

UNIT-IV

Photosynthesis: Photosynthetic apparatus and pigments, light reaction mechanism of ATP synthesis. C₃, C₄ CAM pathway of carbon reduction, photorespiration, factors affecting photosynthesis.

Respiration: Aerobic and anaerobic respiration, Glycolysis, Krebs's cycle, factors affecting respiration, R.Q.

UNIT-V

Plant growth hormones: Auxin, Gibberellin, Cytokinin, Ethylene and Abscisic acid. Physiology of flowering, Florigen concept, Photoperiodism and Vernalization. Seed dormancy and germination, plant movement.

Books Recommended:

Koromondy, E.J. *Concepts of Ecology*, Prentice Hall, USA

Singh, JS Singh SP and Gupta SR. *Ecology and Environmental Science and Conservation*, S. Chand Publishing, New Delhi

Sharma, PD. *Ecology and Environment*, Rastogi Publications, Meerut

Hopkins, WG and Huner, PA. *Introduction to Plant Physiology*, John Wiley and Sons.

Pandey SN and Sinha BK, *Plant Physiology*, Vikas Publishing, New Delhi

Taiz, L and Zeiger. E. *Plant Physiology*, 5th edition, Sinauer Associates Inc. M.A, USA

Srivastava, HS *Plant Physiology and Biotechnology*, Rastogi Publications, Meerut

B.Sc. II (BOTANY)

Practical


1. Taxonomy: Detailed description and identification of locally available plants of the families as prescribed in the theory paper.
2. Economic Botany: Identification and comment on the plants and plant products belonging to different economic use categories
3. Preparation of Herbarium of local wild plants.
4. Quantitative vegetation analysis of a grassland ecosystem.
5. Anatomical characteristics of hydrophytes and xerophytes.
6. Demonstration of root pressure.
7. Demonstration of transpiration.
8. Demonstration of evolution of O₂ in photosynthesis, factors affecting of photosynthesis.
9. Comparison of R.Q. of different respiratory substrates.
10. Demonstration of fermentation.
11. Determination of BOD of a water body.
12. Demonstration of mitosis.

PRACTICAL SCHEME

TIME: 4 Hrs.

M.M. : 50

1.	Anatomy	08
2.	Economic Botany	04
3.	Physiology	08
4.	Ecology	10
5.	Spotting	10
6.	Viva-Voce	05
7.	Project Work/ Field Study	10




(Dr. J.N. Verma

Proff. & Head

Govt. D.B. Girls PG College

Raipur, (C.G.)



(Dr. Rekha Pimpalgaonkar)

Proff. & Head

Govt. N PG Science College

Raipur, (C.G.)

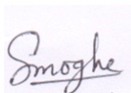


(Dr.Ranjana Shrivastava)

Proff. & Head


Govt. VYTPG Science College

Raipur, (C.G.)



(Mrs. Sanchal Moghe)

Govt. Bilasa Girls College, Bilaspur



(Mr. Shivakant Mishra)

(Mr Sudheer Tiwari)

B.SC.-III (BOTANY) PAPER –I
**(ANALYTICAL TECHNOLOGY PLANT PATHOLOGY,
EXPERIMENTAL EMBRYOLOGY, ELEMENTARY BIOSTATISTICS,
ENVIRONMENTAL POLLUTION AND CONSERVATION)**

UNIT-I

Structure, Principle and applications of analytical instrumentation.

Chromatography technique, Oven, Incubator, Autoclave, Centrifuge, Spectrophotometer

UNIT-II

Plant Tissue culture techniques, growth media, totipotency, protoplast culture, somatic hybrids and cybrids, micropropagation, somaclonal variations, haploid culture.

Analytical techniques: Microscopy-Light microscope, Electron microscope

UNIT-III

General principles of plant pathology, general symptoms of fungal, bacterial and viral diseases, mode of infection, diseases resistance and control measures, plant quarantine. A study of epidemiology and etiology of following plant diseases.

Rust diseases of wheat, Tikka diseases of ground nut, Red rot of sugar cane, Bacterial blight of rice, Yellow vein mosaic of bhindi, Little leaf of brinjal.

UNIT-IV

Introduction to pollution, green house gases, Ozone depletion, Dissolved oxygen, B.O.D., C.O.D.

Bio magnification, Eutrophication, Acid precipitation, Phytoremediation, Plant indicators, Biogeographical Zones of India, Concept of biodiversity, CBD, MAB, National parks and

biodiversity Hot spots, Conservation strategies, Red Data Book, IUCN threat categories, invasive species, endemic species, concept of sustainable development.

UNIT-V

ELEMENTARY BIOSTATISTICS:

Introduction and application of Biostatics, measure of central tendency-Mean, Median, Mode, measures of dispersal-Standard deviation, standard error.

Books Recommended:

Singh, RS, *Plant Diseases*, Oxford & IBH, New Delhi.

Pandey, BP, *Plant Pathology*, S.Chand Publishing, New Delhi

Sharma, PD, *Microbiology and Plant pathology*, Rastogi Publications, Meerut

Sharma PD, *Mycology and Phytopathology*, Rastogi Publications, Meerut

Singh JS, Singh SP and Gupta, SR, *Ecology Environmental Science and Conservation*, S. Chand Publishing, New Delhi

Sharma, PD. *Ecology and Environment*, Rastogi Publications, Meerut

Bhojwani, SS and Razdan, MK, *Plant Tissue Culture:Theory and Practices*, Elsevier

Sharma AK, *Text book of Biostatistics*, Discovery Publishing House Pvt. Ltd.



(Dr. J.N. Verma)

Proff. & Head

Govt. D.B. Girls PG College

Raipur, (C.G.)



(Dr. Rekha Pimpalgaonkar)

Proff. & Head

Govt. N PG Science College

Raipur, (C.G.)

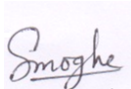


(Dr.Ranjana Shrivastava)


Proff. & Head

Govt. VYTPG Science College

Raipur, (C.G.)



(Mrs. Sanchal Moghe)



(Mr. Shivakant Mishra)

(Mr Sudheer Tiwari)

B.Sc.-III (BOTANY) PAPER –II
(GENETICS, MOLECULAR BIOLOGY, BIOTECHNOLOGY AND
BIOCHEMISTRY)

UNIT-I

Cell and cell organelles, organization and morphology of chromosomes, giant chromosomes, cell division, Mendel's laws, gene interactions, linkage and crossing over, chromosomal aberration, polyploidy, sex linked inheritance, sex determination, cytoplasmic inheritance, gene concept: cistron, muton, recon.

UNIT-II

Nucleic acids, structure and forms of DNA and RNA, DNA/RNA as genetic material, replication of DNA, biochemical and molecular basis of mutation, genetic code and its properties, mechanism of transcription and translation in prokaryotes, regulation of gene expression, Operon model.

UNIT-III

Recombinant DNA, Enzymes in recombinant DNA technology, cloning vectors (Plasmid, Bacteriophages, Cosmids, Phagemids), gene cloning, PCR, Application of Biotechnology; G.M.Plants, Monoclonal antibodies, DNA finger printing

UNIT-IV

Protein: Chemical composition, primary, secondary and tertiary structure of Proteins.

Carbohydrate: general account of monosaccharides, disaccharids and Polysaccharides

Fat: Structure and properties of fats and fatty acids, synthesis and breakdown.

UNIT-V

ENZYMES: Nomenclature and classification, components of enzyme, theories of enzyme action, enzyme kinetics (Michaelis-Menten constant), allosteric enzymes, isozymes, Abzymes. Ribozymes, factors affecting enzyme activity.

Books Recommended:

Nelson, DL, Cox, MM, Lehninger *Principles of Biochemistry*, W.H. freeman and Company, New York, USA.

Cooper, GM, *The Cell: A Molecular Approach*, ASM Press & Sunderland, Washington, D.C. Sinauer Associates, MA.

Singh BD, *Fundamental of Genetics*, Kalyani Publication

Singh BD, *Genetics*, Kalyani Publication

Gupta, PK, *Cell and Molecular Biology*, Rastogi Publications, Meerut

Singh, BD, *Biotechnology: Expanding Horizons*, Kalyani publications

Gupta, PK, *Elements of Plant Biotechnology*, Rastogi Publications, Meerut

Gupta, SN, *Concepts of Biochemistry*, Rastogi Publications, Meeru

Jain, JL., Jain S, Jain, N, *Fundamentals of Biochemistry*, S Chand Publishing, New Delhi

B.Sc.-III (Botany)**Practical**


1. Study of host parasite relationship of plant diseases listed above.
2. Demonstration of preparation of Czapek's Dox medium and Potato dextrose agar medium, sterilization of culture medium and pouring.
3. Inoculation in culture tubes and petriplates.
4. Gram Staining.
5. Microscopic examination of Curd.
6. Study of plant diseases as listed in the theory paper.
7. Biochemical test of carbohydrate and protein.
8. Instrumentation techniques

PRACTICAL SCHEME

TIME: 4 Hrs.

M.M. : 50

1.	Plant Disease/Symptoms	10
2.	Instrumentation techniques	05
3.	Staining of Microbes	05
4.	Tissue Culture techniques	05
5.	Spotting	10
6.	Project Work/ Field Study	05
5.	Viva-Voce	05
6.	Sessional	05




(Dr. J.N. Verma)

Proff. & Head

Govt. D.B. Girls PG College

Raipur, (C.G.)



(Dr. Rekha Pimpalgaonkar)

Proff. & Head

Govt. N PG Science College

Raipur, (C.G.)

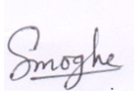


(Dr.Ranjana Shrivastava)


Proff. & Head

Govt. VYTPG Science College

Raipur, (C.G.)



(Mrs. Sanchal Moghe)



(Mr. Shivakant Mishra)

(Mr Sudheer Tiwari)

Govt. Bilasa Girls College, Bilaspur